

Colour de t° temperature selector via switch



Power selector switch



Light sensor



AZIRA CL



AZIRA SQ



Light Engine

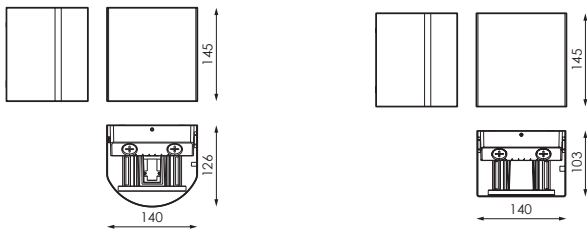


Specifications

	Electrical insulation	CII
	Voltaje (V)	100-277Vac
Hz	Frequency (Hz)	50-60Hz
Φ	Power factor	≥ 0.9
	Surge protection	4KW
	Operating temperature	-40~50°C
ϕ_r	Luminous flux (lm)	Up to 1.400lm
K	Colour temperature	2.700-3.000-4.000-5.000K
	Colour rendering index	Ra>80
	Beam angle	0-100°
	Lifetime	50.000h

	Light sensor	Optional
	Ingress protection rating	IP65
	Impact Rating	IK06
	Colour	-
	Diffuser	VT-T: Transparent tempered glass
	Cuerpo	AL+FE: Aluminium and Steel
	Dimensions of the light engine	137x104x140mm
	Orientation	No orientable
	Mounting position	Luminaria de superficie (Vertical)
	Lighting	Direct/ Indirect (Selectable)

Measurements



AZIRA SWITCH CL

AZIRA SWITCH SQ

Switch information

POWER (W)

8W	12W	16W	20W

LIGHT SOURCE


UP	DOWN	FULL

CCT

2.700K	3.000K	4.000K	5.000K






LIGHT SOURCE

ON	OFF



References

LIGHT ENGINE

	W _r	φ _r	K
658072	8W	560lm	   
	12W	840lm	
	16W	1.120lm	
	20W	1.400lm	

Notice

To ensure proper installation, the light engine must always be ordered in conjunction with the corresponding housing or accessory.

Accessories



658096

DECORATIVE CASING AZIRA SWITCH CL WHITE



658102

DECORATIVE CASING AZIRA SWITCH CL BLACK



658119

DECORATIVE CASING AZIRA SWITCH CL CORTEN STEEL



658126

DECORATIVE CASING AZIRA SWITCH SQ WHITE



658133

DECORATIVE CASING AZIRA SWITCH SQ BLACK



658140

DECORATIVE CASING AZIRA SWITCH SQ CORTEN STEEL